

Modern
Lisbon
Lifestyle

NO



CAMPO GRANDE




LI



RA

PROJECT 03



LOCATION 13

TYPOLOGIES 18



CONTACTS 27



PROJECT







FEEL AT HOME

Welcome to NoLiPa, an oasis of authentic living in Lisbon. This is not just a neighbourhood, it's a lifestyle designed exclusively for you. Immerse yourself in urban cosmopolitanism while experiencing a genuine sense of belonging.

Nestled amidst some of the city's most charming green spaces, NoLiPa is your haven. With an excellent public transport network right at its doorstep, reaching Lisbon's downtown or exploring the nearby public gardens takes just a few minutes.



NOLIPA



Modern Lisbon Lifestyle



PROJECT



MENU

EMBRACE THE EXTRAORDINARY



NoLiPa is the ideal choice for contemporary families seeking a refuge from the hustle and bustle. A place to unwind, plan your future, and embrace a safe, comfortable environment aligned with your family's values.



Enjoy the practical convenience of walking your kids to school or leisurely exploring the surroundings on foot or by bicycle – a genuine perk of living here.



NoLiPa enjoys an ideal location between two of Lisbon's renowned green spaces.

To one side lies the historic Campo Grande Garden, a vast and significant green area dating back to the 14th century.

On the opposite side awaits Quinta das Conchas and Lilases Park, spanning 26 hectares and boasting diverse natural atmospheres, including a dense forest area with a wide variety of trees and species.

A place to reconnect with nature, where you can breathe, relax, and create lasting memories with family and friends.



NOLIPA

EXPLORE YOUR NEIGHBOURHOOD


NoLiPa invites you to explore its surroundings with convenient services, trendy cafes, and charming shops just a short walk away.

Modern Lisbon Lifestyle

PROJECT



MENU





The seven distinctive buildings – Acácia, Plátano, Freixo, Tília, Bétula, Olaia, and Jacarandá – are named after the rich diversity of tree species found in the nearby gardens, creating pathways that lead to intimate patios and surprising new gardens.



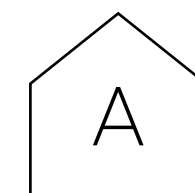
Artistry in Nature:
NoLiPa's green spaces transcend mere beauty, hosting an outdoor gallery featuring exclusive large-scale iron sculptures designed by renowned artist Rui Matos. This infusion of art and nature adds a touch of modernity to your daily life.





A COMMIT- MENT TO SUSTAINABLE LIVING

At NoLiPa, conscious and sustainable living is not just encouraged but embedded in its essence. From solar panels enhancing energy efficiency to AQUA+ certification for responsible water usage, every detail is meticulously crafted for the well-being, comfort, and quality of life for residents.



Energy
certification

AQUA+



LOCATION





A VIBRANT NEW NEIGH- BOURHOOD



NOLIPA

A WORLD
WITHIN
REACH

Modern Lisbon Lifestyle

LOCATION





MENU







A DESIRABLE LOCATION
TO LIVE IN

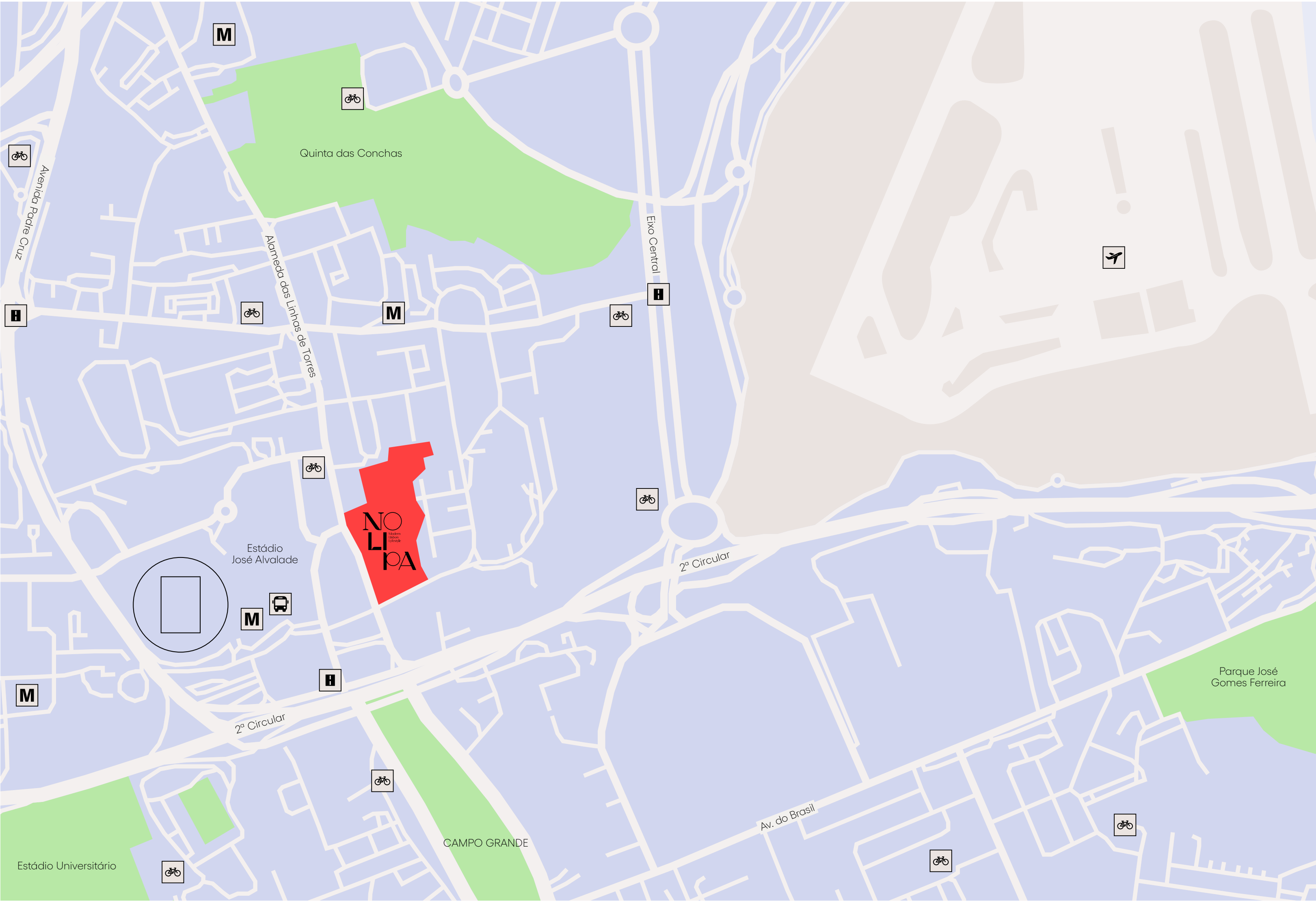
NoLiPa’s prime location ensures excellent connectivity to the city and beyond, offering high-end shopping, cultural experiences, and culinary delights within minutes.

With bike paths at your door and access to major roads and public transportation, every corner of the city becomes an extension of your home.

-  Instantly connect to citywide bike paths at your doorstep.
-  Access to 2ª Circular and North/South Axis Road

-  10 Min. Entrecampos Train and Metro Station
-  20 Min. Historic downtown

-  Green Spaces
-  10 Min. Humberto Delgado Airport
-  5 Min. Metro Station
-  5 Min. Campo Grande Bus Terminal



A WORLD OF SERVICES

A wide range of services and amenities all within reach for your convenience: schools, colleges, universities, gyms, supermarkets, hypermarkets, hospitals, banks, post offices and more.

EDUCATION

- 01 Lisbon University 10 Min.
- 02 Lusófona University 5 Min.
- 03 Doroteias College 5 Min.
- 04 Mira-Rio College 10 Min.
- 05 Planalto College 10 Min.
- 06 São Tomás College 5 Min.
- 07 German School of Lisbon 8 Min.

GYMS

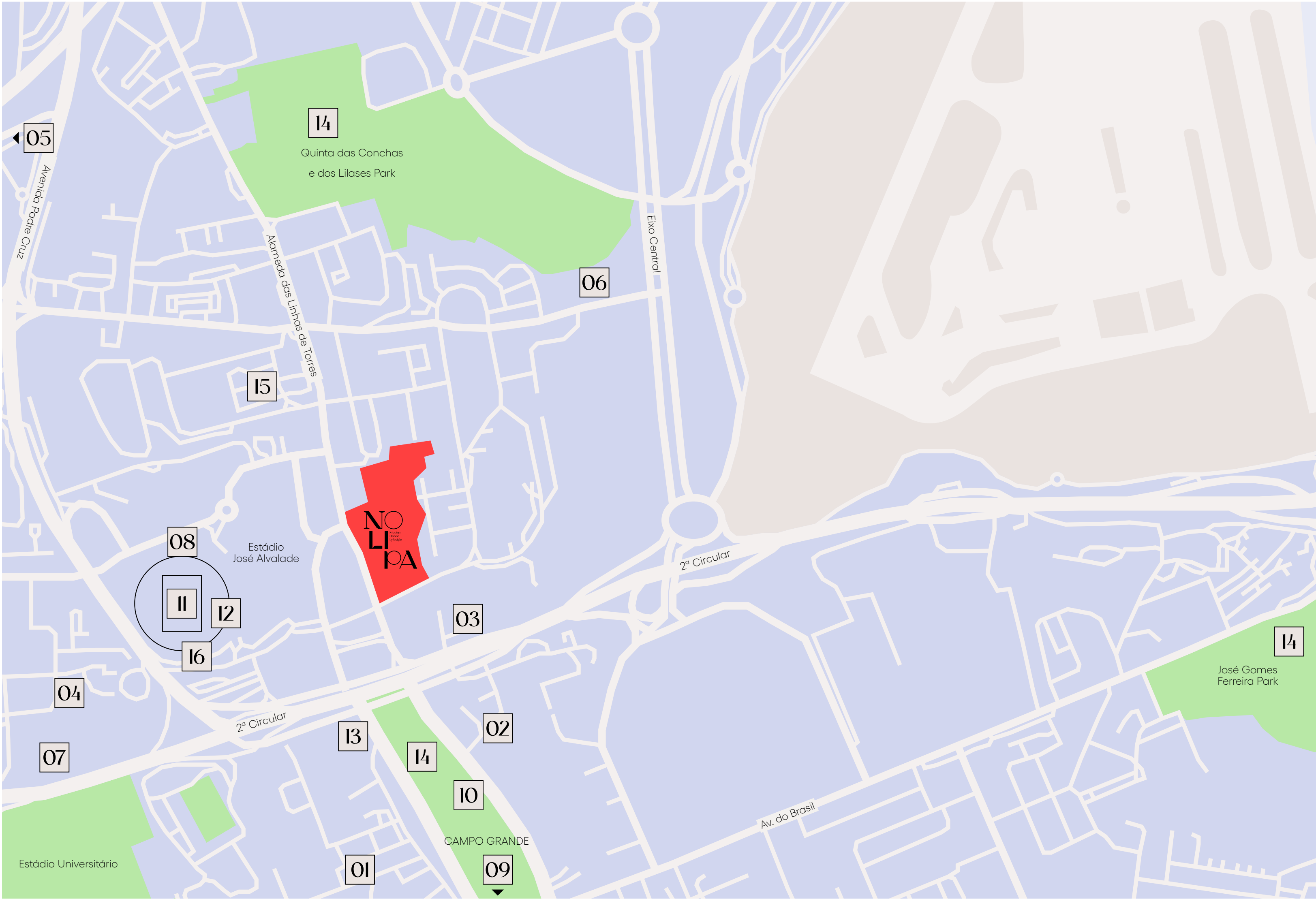
- 08 Holmes Place 8 Min.
- 09 GoFit 6 Min.
- 10 Padel Academy 10 Min.
- 11 José Alvalade Stadium 10 Min.

ENTERTAINMENT

- 12 NOS Cinemas 10 Min.
- 13 Lisbon Museum 10 Min.
- 14 Gardens 5/10 Min.

HOSPITALS

- 15 Pulido Valente Hospital 5 Min.
- 16 CUF Clinic 10 Min.



TYPHOLOGIES



FROM STUDIO TO – 4BEDROOMS: DISTINCT PERSONALITY INSIDE AND OUT



Discover apartments that embody a commitment to excellence, offering a unique blend of quality, comfort, and aesthetics.



Luminosity, Space
and Privacy.

The apartments are bathed
in natural light streaming
through expansive
windows, creating a vibrant
and welcoming interior
ambiance.

The living spaces
seamlessly extend
to balconies and terraces,
providing an immersive
experience to enjoy life
outdoors while connecting
with family and friends.



The bedrooms are
designed for tranquillity,
providing a peaceful refuge
to recharge after a busy
day.

Versatility and Urban Comfort.

Open-plan kitchens are thoughtfully designed to increase the overall living experience, beautifully connecting areas where families spend the most time. This design promotes quality time together, offering versatility, a sense of sharing, and urban comfort.

Immerse yourself in a carefully curated atmosphere with lacquered carpentry, natural wood floors, and large tiles.

Clean, elegant lines and neutral colours create an indoor space that complements all styles, ensuring functionality and everything necessary for contemporary living.



63.500 SQM

GROSS CONSTRUCTION AREA

GARDENS

New green spaces with private and public areas and urban artwork designed by sculptor Rui Matos.

PARKING

Private parking with electrical vehicle charging infrastructures and bicycle facilities.

RESIDENTIAL

50.0000 SQM

GROSS CONSTRUCTION AREA

465 apartments, from studio to 4-bedroom, with areas from 43 to 185 sqm.

STORES

+3.400 SQM

GROSS CONSTRUCTION AREA

Stores on the ground floors of the residential buildings, with areas from 30 to 230 sqm.

OTHER USES

10.100 SQM

GROSS CONSTRUCTION AREA

Elevate Your Lifestyle:

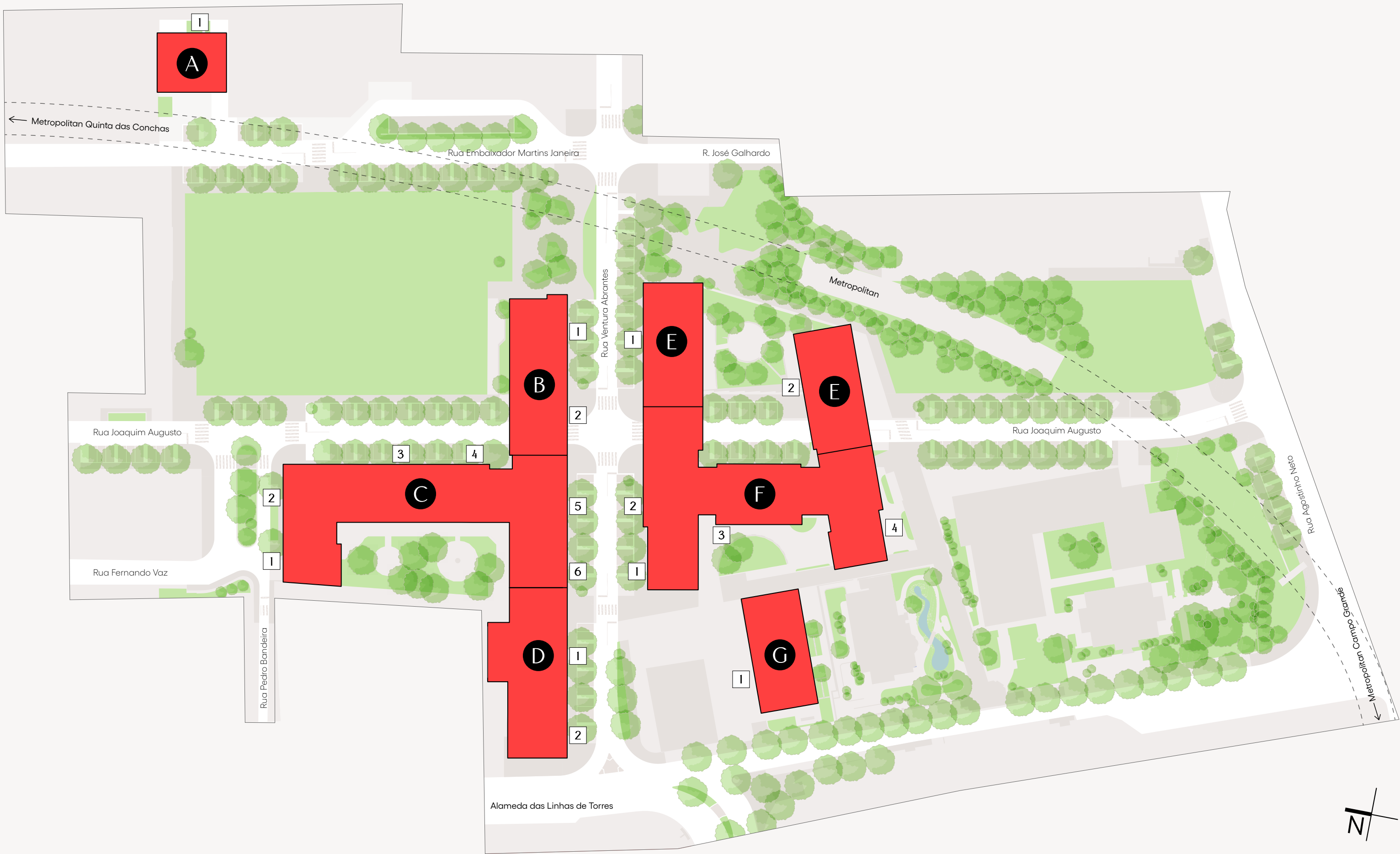
BALANCED,
HEALTHY
AND DYNAMIC.

DIRECTORY

Buildings

- A** Acácia
- B** Plátano
- C** Freixo
- D** Tília
- E** Olaia
- F** Bétula
- G** Jacarandá

-  Entrances
-  Apartments
-  Green Area



TYPOLOGIES

FOR SALE

BUILDING	ENTRANCE	TPOLOGIE	UNITS	GROSS AREA <small>SQM</small>	BALCONY/TERRACE <small>SQM</small>	PARKING
ACÁCIA	1	T1	7	56	8	-
ACÁCIA	1	T2	7	92	11	1
ACÁCIA	1	T3	8	126	13	2
ACÁCIA	1	T4	1	148	19	2
PLÁTANO	2	T0	6	47	5	-
PLÁTANO	1 2	T1	7	56 - 62	2 - 7	-
PLÁTANO	1 2	T2	18	85 - 96	12 - 20	1
PLÁTANO	1 2	T3	15	110 - 127	2 - 12	1 - 2
PLÁTANO	1	T4	1	141	21	2
FREIXO	1 3 4	T1	21	50 - 56	2 - 7	-
FREIXO	2 3 4 5	T2	28	90 - 106	5 - 11	1
FREIXO	1 2 3 4 5 6	T3	55	102 - 136	4 - 10	1 - 2
FREIXO	2	T4	7	126 - 133	9 - 22	2
TÍLIA	1	T0	1	53	5	-
TÍLIA	1 2	T1	18	57 - 65	8 - 17	-
TÍLIA	1	T2	19	102 - 111	7 - 14	1 - 2
TÍLIA	1 2	T3	12	115 - 120	11	2 - 3





DEVELOPMENT & MANAGEMENT

AVENUE

avenue.pt geral@avenue.pt T.+351 215 989 523

INFORMATION

The information in this brochure is for reference and is not contractual. It may be subject to changes without prior notice for technical, commercial or legal reasons.

NOLIPA.PT